

# Fitness, Fun and Relaxation

The Oasis Swim Spa Range









## Treat yourself to a better way of living. You deserve it!

Welcome to the world of Oasis Spas, where luxury, quality, and relaxation unite in perfect harmony. Oasis Spas are more than just hot tubs; they are your gateway to a world of serenity, rejuvenation, and the ultimate lifestyle upgrade.

In this brochure, we invite you to explore the exceptional features, innovative technologies, and superior craftsmanship that make Oasis Spas a premium choice for discerning spa enthusiasts. Whether you seek a serene escape, targeted hydrotherapy, or a spacious retreat for quality time with loved ones, Oasis Spas has a solution tailored to your needs.

Join us on a journey through the extraordinary offerings of Oasis Spas and envision the transformation a luxurious spa can bring to your life. Welcome to the ultimate spa experience, designed to enhance your well-being and elevate your lifestyle.

## Patented turbo swim jets positioned for maximum resistance

Oasis revolutionary patented 3 inch turbo swimming jets provide a powerful yet smooth resistance for an unparalleled swimming experience.

## Correct jet positioning is crucial


Our swim jets target the shoulders and chest to create maximum resistance.

Low or wide jets just waste water flow, while narrow jets create a harsh stream which often requires air venturi to give an appearance of power.

The intricate honeycomb design, differs from other direct injection jet on the market to create a more uniform swim stream while reducing vortex turbulence.

Oasis Turbo Swim Jets coupled with high flow pumps and free flow plumbing, provide a smoother yet stronger swim current.

Experience the difference of Oasis Turbo Swim Jets in every Oasis Swim Spa.



Indulge in the  
Ultimate Swimming  
Experience

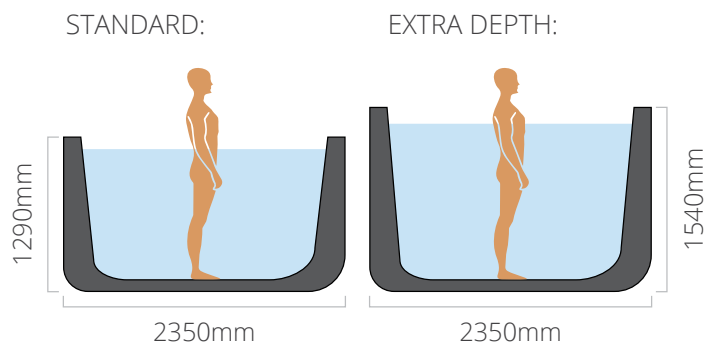


# Cleverly crafted for the ultimate combination of hydrotherapy and exercise


Oasis Spas takes pride in presenting a versatile range that includes both our standard depth and extra depth swim spas.

Our standard depth, measuring at 1.29m, meets most requirements effectively. However, we understand the need for that additional space. Hence, our adaptable extra-depth swim spas, boasting a generous depth of 1.54m, provide the perfect solution.

Whether you prefer the standard depth for regular use or desire the added room for a more spacious and immersive experience, Oasis Spas ensures a choice that aligns perfectly with your preferences and requirements.



*Person represents 5ft 10 in height*



## Wide width

2.35m width swim spa provides a more spacious swimming area, allowing for a more comfortable and natural swimming stroke.



## Large swim area

With an expanded and uninterrupted swimming area, Oasis Spas caters to those involved in competitive swimming or seeking to enhance endurance.



## Swim line

The swim line's functionality assists in effortlessly maintaining your position within the swim stream. This attribute is ideal for enabling you to sustain your place.



# Swim at your own pace

## Quickwater professional swim training system

Unleash the experience of a five-star swimming pool. Unlike any other swimming pool on the market, our swim spa with precise positioning power flow swim Jet, smart swim control system & 10-speed swim pump, which provide a powerful yet smooth, continual flow for exercise and swimming.



10 grades of adjustable swimming current strength, everyone can find their own speed for swimming!

*\*Available on Pro Premium model only.*

Adjustable speed  
control panel





## Exercise handrail

Exercise handrails are versatile and valuable accessories for swim spas, offering numerous benefits, especially for different user groups such as kids, novice swimmers, and those engaging in aerobic workouts.

## Swim pole

The swim pole assists you in staying afloat, helps keep you in a straight lane, adds resistance if required and aids you to become a more efficient and faster swimmer.

If you're a novice or competitive swimmer the swim pole can help you to improve your swim.



## Exercise band

Exercise bands offer a multitude of workout options suitable for various muscle groups and fitness levels, aiding in enhancing flexibility, mobility, and balance.

Explore a wide range of exercises with exercise bands, from simple stretches to more complex movements, ensuring a diverse workout routine.




## Low-impact exercises with a variety of accessories

Craft your optimal aquatic fitness regimen and maximize your swim spa's potential with our diverse range of swimming accessories.

## Aqua bike

Our stationary aqua bikes are excellent for cardiovascular workouts and leg muscle strengthening. Enabling individuals to switch between cycling and aquatic workouts conveniently



Designing the  
ultimate massage  
experience.



## Harness the power of hydrotherapy

Oasis spas have merged precise massage techniques with a scientifically designed seating, delivering the established advantages of hydrotherapy and the invigorating effects of hydro massage. This involves the utilisation of pinpointed water jets to relax muscles, enhance circulation, and promote a sense of well-being.

Enhance your hydrotherapy journey with our high performance massage pumps. Ensuring a robust stream of water to envelop you in a calming spa experience.





# Diverse jet configurations allow you to create your own massage experience

Providing diverse massage experiences tailored to various seating positions, ensuring each spa user can enjoy a customized and relaxing hydrotherapy encounter.

1. Precision-crafted stainless steel hydrotherapy jets.
2. Each jet can be easily replaced and are interchangeable with jets of the same size.
3. Performing various actions, adjust each jet individually for a great targeted massage.



**5 Inch**  
Single Spin



**4 Inch**  
Single Spin



**3 Inch**  
Single Spin



**2.5 Inch**  
Directional



## Full body recliner massage

Experience the pleasure of having up to 16 jets massage your entire body all at once - from your neck to your toes.



## Accu-pressure back massage

A number of accu-pressure jets are used in one seat to precisely target pressure points in the back and lower neck.



## Foot massage

With more nerves and muscles in your foot than anywhere else there's no doubt why everyone loves our foot massage jets

# Exceeding the world's highest energy standards

## Daily Energy Cost (kWh)

11.2kWh

OASIS SPAS

14.98kWh

CEC STANDARD

## Test Conditions:

1. Fill tank with water at 15cm from top or center of skimmer spacing.
2. Use thermostat and circulation pump to heat water to  $39 \pm 1^\circ\text{C}$
3. Stable water temperature, ambient temp at  $17^\circ\text{C}$ , test for 72 hours. Calculate hourly power consumption using:

**V: U.S. gallons**

**(1 gallon = 3.7854 liters)**

Pmax: max power consumption per hour in watts.

## Test Method:

Keep thermostat and circulation pump on, unplug other loads. Set low recirculation cycle, cover with thermal cover. Maintain water temp for 4 hours, note meter power. After room temp drops to CEC standard, record current meter power. After 72 hours, record power again. Compare actual power with theoretical value to check compliance.


### Test Object:

WSAL550 (Easy Life 5.5m)

**Test Note:** Theoretical CEC value is affected by water injected into prototype, leading to variations due to human errors.







## Energy efficiency

### 1. High density foam hardcover

Lockable cover with high density insulating foam stops heat loss from from the outside atmosphere.

### 2. 100mm Full Foam

Full foam insulation maximises electricity efficiency, serving as the most energy saving

### 3. No gap cabinet

Edge sealing technology, to ensure the enclosing cabinet and the insulation layer seamless, no heat diffusion.

### 4. Thermo shield

3-layer insulation on the sides of the cabinet ensures outdoor durability, even in extreme heat exposure.

### 5. Cabinet Insulation

The cabinet features a 25mm rubber insulation layer coated with reflective aluminum foil, aiding in heat retention.

### 6. Solid ABS base

Sturdy ABS base defends against pests, weather, and damage, featuring a cost efficient insulation system.

### 7. Floor insulation

Effectively reduces heat loss and infiltration by reflecting and blocking heat transfer.



## Stay cosy and save big!

Enjoy your spa experience year-round with the assistance of air-sourced heat pump



Save up to  
**75%**

Year-round usability  
while reducing electricity  
expenses by up to 75%

Are you looking for the most energy efficient way of heating your spa? Compared to gas or electric heaters, an air sourced heat pump uses a small amount of energy to generate a large amount of heat output. This energy efficient alternative can save you up to 75% on heating costs.

Apart from heating your spa more efficiently in the cooler months, it also works to cool your water down to a more refreshing temperature in summer.

*\*Available on upgraded option only.*



## Ozone sanitation and NSF food grade hoses

Our NSF-certified food-grade hoses resist chemicals and contaminants, ensuring water in spas remains clean without potential chemical leaching, such as bisphenol A (BPA). When combined with our Ozone sanitation system, it further reduces the water balancing products required to maintain spa sanitation.



## Antibacterial bacteria filtration

2 x highly efficient blue filters guarantee the utmost cleanliness and safety of your spa water.



## Energy-efficient

Powered by a high-performance pump, our system ensures low energy consumption and efficient energy saving, allowing you to relax and enjoy your swim spa worry-free.



## Enjoy the art of purity

An effective antibacterial filtration system ensures consistently clear and pure water quality



## Easy control at your fingertips

Easily manage your spa using the SPATECH control system, which unlocks a multitude of possibilities for spa users. Engineered to function in diverse conditions, enhance the user experience with its unique color touchscreen interface.



### Effortless Wifi

Manage your spa functions remotely via smartphone or tablet, with WiFi and Bluetooth speakers, enabling control from anywhere.



### Touchscreen control

Due to its straight forward and effective setup choices, the touchscreen is intuitive and user-friendly, making it easily manageable for everyone.



### Heat pump control

6 modes let you take full advantage of your heat pump to optimize your savings: Eco Heat, Smart Heat, Eco Auto, Smart Auto, Cool, and Electric.



### Energy saving modes

Choose from four efficient modes - standard, energy-saving, vacation, and sleep. Allowing you to easily manage operating expenses.



### Maintenance feedback

Customize maintenance reminder, which can automatically remind you to maintain your beloved hot tub in time according to your habits.



### Fault diagnosis

The Spatech control system provides a rapid fault diagnosis. Get direct feedback from your spa. Saving you maintenance costs.





## Ambiant lighting features

Welcome to the extraordinary world of dream time lighting, we curate an ambiance that stirs your senses and sets the perfect stage for an unparalleled journey of relaxation.

## Waterlevel lights and large LED

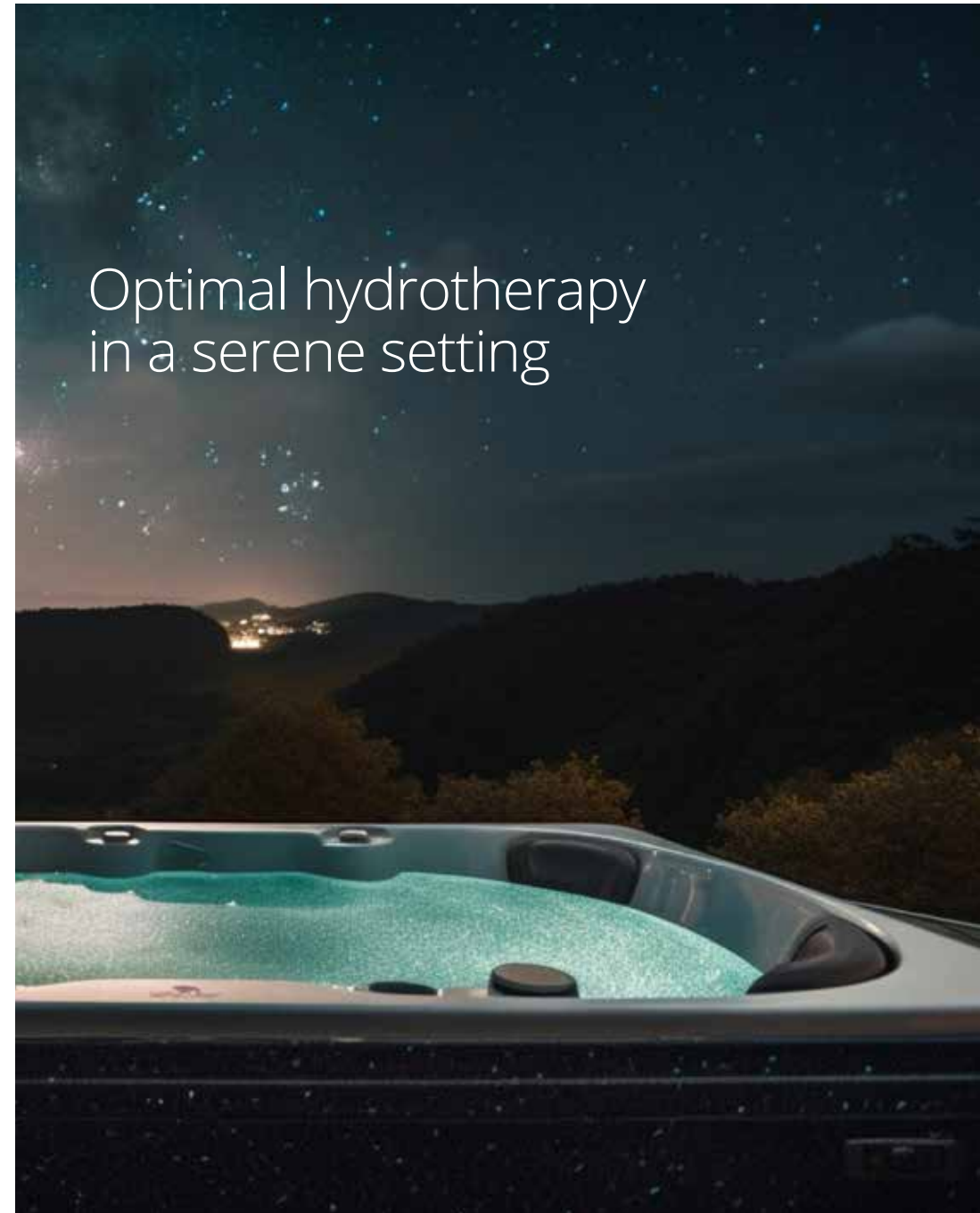
Delve into deeper realms of tranquility with our waterlevel lights & large LED, casting a mesmerising radiance beneath the surface, where worries dissipate, and serenity envelops you completely.

## Lifting fountain light

Embark on a journey of wonder as our lifting fountain light illuminates your path, elevating your connection with the elements. A magical dance ensues with every touch, effortlessly guiding you through a realm of boundless possibilities.

## Back-lit controls

Step into a world where dreams become a reality, where every moment celebrates pure enchantment. Let the enchanting ambiance envelop you, turning ordinary experiences into extraordinary memories.



Optimal hydrotherapy  
in a serene setting

# A swim spa tailored to accommodate everyone

Swim spas are a versatile option that combine the functionality of a swimming pool with the benefits of a spa. Oasis offers an extensive selection of Swim Spas that cater to a wide range of preferences, encompassing varying sizes, power options, and budget considerations.

## AquaLife Series



**AquaLife 4.4**  
4430x2350x1290mm



**AquaLife 5.5**  
5495x2350x1290mm



**AquaLife 6.0**  
5915x2350x1290mm



**AquaLife 6.0 Duo**  
5915x2350x1290mm





## EasyLife Series



**EasyLife 4.4**  
4430x2350x1540mm



**EasyLife 5.5**  
5495x2350x1540mm



**EasyLife 6.0**  
5915x2350x1540mm



**EasyLife 6.0 Duo**  
5915x2350x1540mm



**EasyLife 7.0**  
7065x2350x1540mm



**EasyLife 7.0 Duo**  
7065x2350x1540mm



**EasyLife 8.0**  
7985x2350x1540mm



**EasyLife 8.0 Duo**  
7985x2350x1540mm

# AquaLife 4.4



|  | Hydro                       | Pro Luxury                  | Pro Premium                 |
|--|-----------------------------|-----------------------------|-----------------------------|
| Dimensions   | 4430 x 2350 x 1290mm        | 4430 x 2350 x 1290mm        | 4430 x 2350 x 1290mm        |
| Product Layout   | 3 Seats - 1 Recliner        | 3 Seats - 1 Recliner        | 3 Seats - 1 Recliner        |
| Water Capacity   | 6100 L                      | 6100 L                      | 6100 L                      |
| Dry Weight   | 804 Kg                      | 834 Kg                      | 844 Kg                      |
| Power Required   | 25 Amps                     | 32 Amps                     | 40 Amps                     |
| <b>Massage System</b>  |                             |                             |                             |
| Massage Jets   | 35                          | 35                          | 35                          |
| Stand Up Massage Wall  | 10                          | 10                          | -                           |
| <b>Swim System</b>   |                             |                             |                             |
| Swim Jets  | 2 x 3" Turbo Jets           | 4 x 3" Turbo Jets           | 4 x 3" Turbo Jets           |
| 10 Speed Inverter System                                     | -                           | -                           | Yes                         |
| High Performance Swim Pumps                                  | 2 x 3HP                     | 3 x 3HP                     | 2 x 3.5HP + 1 x 3HP         |
| Swim Pole and Handrail                                       | Yes                         | Yes                         | Yes                         |
| <b>Filtration and Sanitation</b>                             |                             |                             |                             |
| Filtration Pump  | 0.5HP PowerSaver            | 0.5HP PowerSaver            | 0.5HP PowerSaver            |
| Filtration System  | 100sqft Antimicrobial       | 100sqft Antimicrobial       | 100sqft Antimicrobial       |
| Sanitisation   | High-efficiency Mixed Ozone | High-efficiency Mixed Ozone | High-efficiency Mixed Ozone |
| <b>Control System</b>  |                             |                             |                             |
| Control System   | Spatech CA 300   3KW Heater | Spatech CA 300   3KW Heater | Spatech CA 300   3KW Heater |
| Control Panel  | Spatech Colour Touchscreen  | Spatech Colour Touchscreen  | Spatech Colour Touchscreen  |
| WiFi   | Spatech C.Touch             | Spatech C.Touch             | Spatech C.Touch             |
| <b>Features</b>  |                             |                             |                             |
| Insulation   | Platinum Thermal Lock       | Platinum Thermal Lock       | Platinum Thermal Lock       |
| Heat Pump Connections  | Heat Pump Ready             | Heat Pump Ready             | Heat Pump Ready             |
| Waterfall  | 3 x Lifting Fountain        | 3 x Lifting Fountain        | 3 x Lifting Fountain        |
| <b>Lighting</b>  |                             |                             |                             |
| Waterlevel, Large LED, Backlit Lifting Fountain and Controls |                             |                             |                             |
| <b>Date</b>  | <b>\$</b>                   | <b>\$</b>                   | <b>\$</b>                   |

Price is valid for 30 days from above date.




# EasyLife 4.4



|  | Pro Luxury                  | Pro Premium                 |
|--|-----------------------------|-----------------------------|
| Dimensions   | 4430 x 2350 x 1540mm        | 4430 x 2350 x 1540mm        |
| Product Layout   | 3 Seats - 1 Recliner        | 3 Seats - 1 Recliner        |
| Water Capacity   | 6783 L                      | 6783 L                      |
| Dry Weight   | 1065 Kg                     | 1075 Kg                     |
| Power Required   | 32 Amps                     | 40 Amps                     |
| <b>Massage System</b>  |                             |                             |
| Massage Jets   | 35                          | 35                          |
| Stand Up Massage Wall  | 10                          | -                           |
| <b>Swim System</b>   |                             |                             |
| Swim Jets  | 4 x 3" Turbo Jets           | 4 x 3" Turbo Jets           |
| 10 Speed Inverter System                                     | -                           | Yes                         |
| High Performance Swim Pumps                                  | 3 x 3HP                     | 2 x 3.5HP + 1 x 3HP         |
| Swim Pole and Handrail                                       | Yes                         | Yes                         |
| <b>Filtration and Sanitation</b>                             |                             |                             |
| Filtration Pump  | 1HP PowerSaver              | 1HP PowerSaver              |
| Filtration System  | 100sqft Antimicrobial       | 100sqft Antimicrobial       |
| Sanitisation   | High-efficiency Mixed Ozone | High-efficiency Mixed Ozone |
| <b>Control System</b>  |                             |                             |
| Control System   | Spatech CA 300   3KW Heater | Spatech CA 300   3KW Heater |
| Control Panel  | Spatech Colour Touchscreen  | Spatech Colour Touchscreen  |
| WiFi   | Spatech C.Touch             | Spatech C.Touch             |
| <b>Features</b>  |                             |                             |
| Insulation   | Platinum Thermal Lock       | Platinum Thermal Lock       |
| Heat Pump Connections  | Heat Pump Ready             | Heat Pump Ready             |
| Waterfall  | 3 x Lifting Fountain        | 3 x Lifting Fountain        |
| <b>Lighting</b>  |                             |                             |
| Waterlevel, Large LED, Backlit Lifting Fountain and Controls |                             |                             |
| <b>Date</b>  | \$                          | \$                          |

Price is valid for 30 days from above date.



Touchscreen

Ozone



WiFi

Lighting



Lockable Hardcover Included



Sterling  
Marble  
Acrylic



Alpine  
White  
Acrylic



Ash Black  
Aluminum  
Cabinet

# AquaLife 5.5



|  | Hydro                       | Pro Luxury                  | Pro Premium                 |
|--|-----------------------------|-----------------------------|-----------------------------|
| Dimensions   | 5495 x 2350 x 1290mm        | 5495 x 2350 x 1290mm        | 5495 x 2350 x 1290mm        |
| Product Layout   | 3 Seats - 1 Recliner        | 3 Seats - 1 Recliner        | 3 Seats - 1 Recliner        |
| Water Capacity   | 8400 L                      | 8400 L                      | 8400 L                      |
| Dry Weight   | 1088 Kg                     | 1118 Kg                     | 1128 Kg                     |
| Power Required   | 25 Amps                     | 32 Amps                     | 40 Amps                     |
| <b>Massage System</b>  |                             |                             |                             |
| Massage Jets   | 35                          | 35                          | 35                          |
| Stand Up Massage Wall  | 10                          | 10                          | -                           |
| <b>Swim System</b>   |                             |                             |                             |
| Swim Jets  | 2 x 3" Turbo Jets           | 4 x 3" Turbo Jets           | 4 x 3" Turbo Jets           |
| 10 Speed Inverter System                                     | -                           | -                           | Yes                         |
| High Performance Swim Pumps                                  | 2 x 3HP                     | 3 x 3HP                     | 2 x 3.5HP + 1 x 3HP         |
| Swim Pole and Handrail                                       | Yes                         | Yes                         | Yes                         |
| <b>Filtration and Sanitation</b>                             |                             |                             |                             |
| Filtration Pump  | 0.5HP PowerSaver            | 0.5HP PowerSaver            | 0.5HP PowerSaver            |
| Filtration System  | 100sqft Antimicrobial       | 100sqft Antimicrobial       | 100sqft Antimicrobial       |
| Sanitisation   | High-efficiency Mixed Ozone | High-efficiency Mixed Ozone | High-efficiency Mixed Ozone |
| <b>Control System</b>  |                             |                             |                             |
| Control System   | Spatech CA 300   3KW Heater | Spatech CA 300   3KW Heater | Spatech CA 300   3KW Heater |
| Control Panel  | Spatech Colour Touchscreen  | Spatech Colour Touchscreen  | Spatech Colour Touchscreen  |
| WiFi   | Spatech C.Touch             | Spatech C.Touch             | Spatech C.Touch             |
| <b>Features</b>  |                             |                             |                             |
| Insulation   | Platinum Thermal Lock       | Platinum Thermal Lock       | Platinum Thermal Lock       |
| Heat Pump Connections  | Heat Pump Ready             | Heat Pump Ready             | Heat Pump Ready             |
| Waterfall  | 3 x Lifting Fountain        | 3 x Lifting Fountain        | 3 x Lifting Fountain        |
| <b>Lighting</b>  |                             |                             |                             |
| Waterlevel, Large LED, Backlit Lifting Fountain and Controls |                             |                             |                             |
| <b>Date</b>  | \$                          | \$                          | \$                          |

Price is valid for 30 days from above date.



# EasyLife 5.5



|  | Pro Luxury                  | Pro Premium                 |
|--|-----------------------------|-----------------------------|
| Dimensions   | 5495 x 2350 x 1540mm        | 5495 x 2350 x 1540mm        |
| Product Layout   | 3 Seats - 1 Recliner        | 3 Seats - 1 Recliner        |
| Water Capacity   | 9223 L                      | 9223 L                      |
| Dry Weight   | 1244 Kg                     | 1254 Kg                     |
| Power Required   | 32 Amps                     | 40 Amps                     |
| <b>Massage System</b>  |                             |                             |
| Massage Jets   | 35                          | 35                          |
| Stand Up Massage Wall  | 10                          | -                           |
| <b>Swim System</b>   |                             |                             |
| Swim Jets  | 4 x 3" Turbo Jets           | 4 x 3" Turbo Jets           |
| 10 Speed Inverter System                                     | -                           | Yes                         |
| High Performance Swim Pumps                                  | 3 x 3HP                     | 2 x 3.5HP + 1 x 3HP         |
| Swim Pole and Handrail                                       | Yes                         | Yes                         |
| <b>Filtration and Sanitation</b>                             |                             |                             |
| Filtration Pump  | 1HP PowerSaver              | 1HP PowerSaver              |
| Filtration System  | 100sqft Antimicrobial       | 100sqft Antimicrobial       |
| Sanitisation   | High-efficiency Mixed Ozone | High-efficiency Mixed Ozone |
| <b>Control System</b>  |                             |                             |
| Control System   | Spatech CA 300   3KW Heater | Spatech CA 300   3KW Heater |
| Control Panel  | Spatech Colour Touchscreen  | Spatech Colour Touchscreen  |
| WiFi   | Spatech C.Touch             | Spatech C.Touch             |
| <b>Features</b>  |                             |                             |
| Insulation   | Platinum Thermal Lock       | Platinum Thermal Lock       |
| Heat Pump Connections  | Heat Pump Ready             | Heat Pump Ready             |
| Waterfall  | 3 x Lifting Fountain        | 3 x Lifting Fountain        |
| <b>Lighting</b>  |                             |                             |
| Waterlevel, Large LED, Backlit Lifting Fountain and Controls |                             |                             |

Date


\$

\$

Price is valid for 30 days from above date.




Touchscreen



Ozone



WiFi



Lighting



Lockable Hardcover  
Included



Sterling  
Marble  
Acrylic



Alpine  
White  
Acrylic



Ash Black  
Aluminum  
Cabinet

# AquaLife 6.0



|  | Hydro                       | Pro Luxury                  | Pro Premium                 |
|--|-----------------------------|-----------------------------|-----------------------------|
| Dimensions   | 5915 x 2350 x 1290mm        | 5915 x 2350 x 1290mm        | 5915 x 2350 x 1290mm        |
| Product Layout   | 3 Seats - 1 Recliner        | 3 Seats - 1 Recliner        | 3 Seats - 1 Recliner        |
| Water Capacity   | 9235 L                      | 9235 L                      | 9235 L                      |
| Dry Weight   | 1088 Kg                     | 1118 Kg                     | 1128 Kg                     |
| Power Required   | 25 Amps                     | 32 Amps                     | 40 Amps                     |
| <b>Massage System</b>  |                             |                             |                             |
| Massage Jets   | 35                          | 35                          | 35                          |
| Stand Up Massage Wall  | 10                          | 10                          | -                           |
| <b>Swim System</b>   |                             |                             |                             |
| Swim Jets  | 2 x 3" Turbo Jets           | 4 x 3" Turbo Jets           | 4 x 3" Turbo Jets           |
| 10 Speed Inverter System                                     | -                           | -                           | Yes                         |
| High Performance Swim Pumps                                  | 2 x 3HP                     | 3 x 3HP                     | 2 x 3.5HP + 1 x 3HP         |
| Swim Pole and Handrail                                       | Yes                         | Yes                         | Yes                         |
| <b>Filtration and Sanitation</b>                             |                             |                             |                             |
| Filtration Pump  | 0.5HP PowerSaver            | 0.5HP PowerSaver            | 0.5HP PowerSaver            |
| Filtration System  | 100sqft Antimicrobial       | 100sqft Antimicrobial       | 100sqft Antimicrobial       |
| Sanitisation   | High-efficiency Mixed Ozone | High-efficiency Mixed Ozone | High-efficiency Mixed Ozone |
| <b>Control System</b>  |                             |                             |                             |
| Control System   | Spatech CA 300   3KW Heater | Spatech CA 300   3KW Heater | Spatech CA 300   3KW Heater |
| Control Panel  | Spatech Colour Touchscreen  | Spatech Colour Touchscreen  | Spatech Colour Touchscreen  |
| WiFi   | Spatech C.Touch             | Spatech C.Touch             | Spatech C.Touch             |
| <b>Features</b>  |                             |                             |                             |
| Insulation   | Platinum Thermal Lock       | Platinum Thermal Lock       | Platinum Thermal Lock       |
| Heat Pump Connections  | Heat Pump Ready             | Heat Pump Ready             | Heat Pump Ready             |
| Waterfall  | 3 x Lifting Fountain        | 3 x Lifting Fountain        | 3 x Lifting Fountain        |
| <b>Lighting</b>  |                             |                             |                             |
| Waterlevel, Large LED, Backlit Lifting Fountain and Controls |                             |                             |                             |
| <b>Date</b>  | <b>\$</b>                   | <b>\$</b>                   | <b>\$</b>                   |

Price is valid for 30 days from above date.



# EasyLife 6.0



|  | Pro Luxury                  | Pro Premium                 |
|--|-----------------------------|-----------------------------|
| Dimensions   | 5915 x 2350 x 1540mm        | 5915 x 2350 x 1540mm        |
| Product Layout   | 3 Seats - 1 Recliner        | 3 Seats - 1 Recliner        |
| Water Capacity   | 9975 L                      | 9975 L                      |
| Dry Weight   | 1244 Kg                     | 1254 Kg                     |
| Power Required   | 32 Amps                     | 40 Amps                     |
| <b>Massage System</b>  |                             |                             |
| Massage Jets   | 35                          | 35                          |
| Stand Up Massage Wall  | 10                          | -                           |
| <b>Swim System</b>   |                             |                             |
| Swim Jets  | 4 x 3" Turbo Jets           | 4 x 3" Turbo Jets           |
| 10 Speed Inverter System                                     | -                           | Yes                         |
| High Performance Swim Pumps                                  | 3 x 3HP                     | 2 x 3.5HP + 1 x 3HP         |
| Swim Pole and Handrail                                       | Yes                         | Yes                         |
| <b>Filtration and Sanitation</b>                             |                             |                             |
| Filtration Pump  | 1HP PowerSaver              | 1HP PowerSaver              |
| Filtration System  | 100sqft Antimicrobial       | 100sqft Antimicrobial       |
| Sanitisation   | High-efficiency Mixed Ozone | High-efficiency Mixed Ozone |
| <b>Control System</b>  |                             |                             |
| Control System   | Spatech CA 300   3KW Heater | Spatech CA 300   3KW Heater |
| Control Panel  | Spatech Colour Touchscreen  | Spatech Colour Touchscreen  |
| WiFi   | Spatech C.Touch             | Spatech C.Touch             |
| <b>Features</b>  |                             |                             |
| Insulation   | Platinum Thermal Lock       | Platinum Thermal Lock       |
| Heat Pump Connections  | Heat Pump Ready             | Heat Pump Ready             |
| Waterfall  | 3 x Lifting Fountain        | 3 x Lifting Fountain        |
| <b>Lighting</b>  |                             |                             |
| Waterlevel, Large LED, Backlit Lifting Fountain and Controls |                             |                             |

Date


\$

\$

Price is valid for 30 days from above date.




Touchscreen



Ozone



WiFi




Lighting



Lockable Hardcover  
Included



Sterling  
Marble  
Acrylic



Alpine  
White  
Acrylic



Ash Black  
Aluminum  
Cabinet

# AquaLife 6.0 Duo



|  | Hydro   | Pro Luxury  | Pro Premium   |
|--|---|---|---|
| Dimensions   | 5915 x 2350 x 1290mm                                    | 5915 x 2350 x 1290mm                                    | 5915 x 2350 x 1290mm                                    |
| Product Layout   | 3 Seats - 1 Recliner                                    | 3 Seats - 1 Recliner                                    | 3 Seats - 1 Recliner                                    |
| Water Capacity   | 7700 L  | 7700 L  | 7700 L  |
| Dry Weight   | 1152 Kg   | 1186 Kg   | 1236 Kg   |
| Power Required   | 20 Amps + 25 Amps                                       | 20 Amps + 32 Amps                                       | 20 Amps + 40 Amps                                       |
| <b>Massage System</b>  |   |   |   |
| Massage Pump   | 2 x 2HP   | 2 x 2HP   | 2 x 2HP   |
| Massage Jets   | 35  | 35  | 35  |
| Preheated Air Pump   | 1 x 400W  | 1 x 400W  | 1 x 400W  |
| Air Jets   | 12  | 12  | 12  |
| <b>Swim System</b>   |   |   |   |
| Swim Jets  | 2 x 3" Turbo Jets                                       | 4 x 3" Turbo Jets                                       | 4 x 3" Turbo Jets                                       |
| 10 Speed Inverter System                                     | -   | -   | Yes   |
| High Performance Swim Pumps                                  | 2 x 3HP   | 3 x 3HP   | 2 x 3.5HP + 1 x 3HP                                     |
| Swim Pole and Handrail                                       | Yes   | Yes   | Yes   |
| <b>Filtration and Sanitation</b>                             |   |   |   |
| Filtration Pump  | 0.5HP PowerSaver (Spa End)<br>1HP PowerSaver (Swim End) | 0.5HP PowerSaver (Spa End)<br>1HP PowerSaver (Swim End) | 0.5HP PowerSaver (Spa End)<br>1HP PowerSaver (Swim End) |
| Filtration System  | 2 x 100sqft Antimicrobial                               | 2 x 100sqft Antimicrobial                               | 2 x 100sqft Antimicrobial                               |
| Sanitisation   | 2 x High-efficiency Mixed Ozone                         | 2 x High-efficiency Mixed Ozone                         | 2 x High-efficiency Mixed Ozone                         |
| <b>Control System</b>  |   |   |   |
| Control System   | 2 x Spatech CA 300   3KW Heater                         | 2 x Spatech CA 300   3KW Heater                         | 2 x Spatech CA 300   3KW Heater                         |
| Control Panel  | 2 x Spatech Colour Touchscreen                          | 2 x Spatech Colour Touchscreen                          | 2 x Spatech Colour Touchscreen                          |
| WiFi   | 2 x Spatech C.Touch                                     | 2 x Spatech C.Touch                                     | 2 x Spatech C.Touch                                     |
| <b>Features</b>  |   |   |   |
| Insulation   | Platinum Thermal Lock                                   | Platinum Thermal Lock                                   | Platinum Thermal Lock                                   |
| Heat Pump Connections  | Heat Pump Ready   | Heat Pump Ready   | Heat Pump Ready   |
| Waterfall  | 3 x Lifting Fountain                                    | 3 x Lifting Fountain                                    | 3 x Lifting Fountain                                    |
| <b>Lighting</b>  |   |   |   |
| Waterlevel, Large LED, Backlit Lifting Fountain and Controls |   |   |   |
| <b>Date</b>  | <b>\$</b>   | <b>\$</b>   | <b>\$</b>   |

Price is valid for 30 days from above date.

# EasyLife 6.0 Duo



|  | Pro Luxury  | Pro Premium   |
|--|---|---|
| Dimensions   | 5915 x 2350 x 1540mm                                    | 5915 x 2350 x 1540mm                                    |
| Product Layout   | 3 Seats - 1 Recliner                                    | 3 Seats - 1 Recliner                                    |
| Water Capacity   | 9300 L  | 9300 L  |
| Dry Weight   | 1374 Kg   | 1384 Kg   |
| Power Required   | 20 Amps + 32 Amps                                       | 20 Amps + 40 Amps                                       |
| <b>Massage System</b>  |   |   |
| Massage Pump   | 2 x 2HP   | 2 x 2HP   |
| Massage Jets   | 35  | 35  |
| Preheated Air Pump   | 1 x 400W  | 1 x 400W  |
| Air Jets   | 12  | 12  |
| <b>Swim System</b>   |   |   |
| Swim Jets  | 4 x 3" Turbo Jets                                       | 4 x 3" Turbo Jets                                       |
| 10 Speed Inverter System                                     | -   | Yes   |
| High Performance Swim Pumps                                  | 3 x 3HP   | 2 x 3.5HP + 1 x 3HP                                     |
| Swim Pole and Handrail                                       | Yes   | Yes   |
| <b>Filtration and Sanitation</b>                             |   |   |
| Filtration Pump  | 0.5HP PowerSaver (Spa End)<br>1HP PowerSaver (Swim End) | 0.5HP PowerSaver (Spa End)<br>1HP PowerSaver (Swim End) |
| Filtration System  | 2 x 100sqft Antimicrobial                               | 2 x 100sqft Antimicrobial                               |
| Sanitisation   | 2 x High-efficiency Mixed Ozone                         | 2 x High-efficiency Mixed Ozone                         |
| <b>Control System</b>  |   |   |
| Control System   | 2 x Spatech CA 300   3KW Heater                         | 2 x Spatech CA 300   3KW Heater                         |
| Control Panel  | 2 x Spatech Colour Touchscreen                          | 2 x Spatech Colour Touchscreen                          |
| WiFi   | 2 x Spatech C.Touch                                     | 2 x Spatech C.Touch                                     |
| <b>Features</b>  |   |   |
| Insulation   | Platinum Thermal Lock                                   | Platinum Thermal Lock                                   |
| Heat Pump Connections  | Heat Pump Ready   | Heat Pump Ready   |
| Waterfall  | 3 x Lifting Fountain                                    | 3 x Lifting Fountain                                    |
| <b>Lighting</b>  |   |   |
| Waterlevel, Large LED, Backlit Lifting Fountain and Controls |   |   |
| <b>Date</b>  | <b>\$</b>   | <b>\$</b>   |

Price is valid for 30 days from above date.



Touchscreen

Ozone



WiFi


Lighting



Lockable Hardcover Included



Sterling  
Marble  
Acrylic



Alpine  
White  
Acrylic



Ash Black  
Aluminum  
Cabinet



# EasyLife 7.0



|  | Pro Luxury                  | Pro Premium                 |
|--|-----------------------------|-----------------------------|
| Dimensions   | 7065 x 2350 x 1540mm        | 7985 x 2350 x 1540mm        |
| Product Layout   | 3 Seats - 1 Recliner        | 3 Seats - 1 Recliner        |
| Water Capacity   | 12230 L                     | 12230 L                     |
| Dry Weight   | 1530 Kg                     | 1550 Kg                     |
| Power Required   | 32 Amps                     | 40 Amps                     |
| <b>Massage System</b>  |                             |                             |
| Massage Jets   | 35                          | 35                          |
| Stand Up Massage Wall  | 10                          | -                           |
| <b>Swim System</b>   |                             |                             |
| Swim Jets  | 4 x 3" Turbo Jets           | 4 x 3" Turbo Jets           |
| 10 Speed Inverter System                                     | -                           | Yes                         |
| High Performance Swim Pumps                                  | 3 x 3HP                     | 2 x 3.5HP + 1 x 3HP         |
| Swim Pole and Handrail                                       | Yes                         | Yes                         |
| <b>Filtration and Sanitation</b>                             |                             |                             |
| Filtration Pump  | 1HP PowerSaver              | 1HP PowerSaver              |
| Filtration System  | 100sqft Antimicrobial       | 100sqft Antimicrobial       |
| Sanitisation   | High-efficiency Mixed Ozone | High-efficiency Mixed Ozone |
| <b>Control System</b>  |                             |                             |
| Control System   | Spatech CA 300   3KW Heater | Spatech CA 300   3KW Heater |
| Control Panel  | Spatech Colour Touchscreen  | Spatech Colour Touchscreen  |
| WiFi   | Spatech C.Touch             | Spatech C.Touch             |
| <b>Features</b>  |                             |                             |
| Insulation   | Platinum Thermal Lock       | Platinum Thermal Lock       |
| Heat Pump Connections  | Heat Pump Ready             | Heat Pump Ready             |
| Waterfall  | 3 x Lifting Fountain        | 3 x Lifting Fountain        |
| <b>Lighting</b>  |                             |                             |
| Waterlevel, Large LED, Backlit Lifting Fountain and Controls |                             |                             |
| <b>Date</b>  | <b>\$</b>                   | <b>\$</b>                   |

Price is valid for 30 days from above date.



Touchscreen

Ozone



WiFi


Lighting



Lockable Hardcover Included



Sterling  
Marble  
Acrylic



Alpine  
White  
Acrylic



Ash Black  
Aluminum  
Cabinet

# EasyLife 7.0 Duo



|  | Pro Luxury  | Pro Premium   |
|--|---|---|
| Dimensions   | 7065 x 2350 x 1540mm                                    | 7065 x 2350 x 1540mm                                    |
| Product Layout   | 3 Seats - 1 Recliner                                    | 3 Seats - 1 Recliner                                    |
| Water Capacity   | 11750 L   | 11750 L   |
| Dry Weight   | 1642 Kg   | 1656 Kg   |
| Power Required   | 20 Amps + 32 Amps                                       | 20 Amps + 40 Amps                                       |
| <b>Massage System</b>  |   |   |
| Massage Pump   | 2 x 2HP   | 2 x 2HP   |
| Massage Jets   | 35  | 35  |
| Preheated Air Pump   | 1 x 400W  | 1 x 400W  |
| Air Jets   | 12  | 12  |
| <b>Swim System</b>   |   |   |
| Swim Jets  | 4 x 3" Turbo Jets                                       | 4 x 3" Turbo Jets                                       |
| 10 Speed Inverter System                                     | -   | Yes   |
| High Performance Swim Pumps                                  | 3 x 3HP   | 2 x 3.5HP + 1 x 3HP                                     |
| Swim Pole and Handrail                                       | Yes   | Yes   |
| <b>Filtration and Sanitation</b>                             |   |   |
| Filtration Pump  | 0.5HP PowerSaver (Spa End)<br>1HP PowerSaver (Swim End) | 0.5HP PowerSaver (Spa End)<br>1HP PowerSaver (Swim End) |
| Filtration System  | 2 x 100sqft Antimicrobial                               | 2 x 100sqft Antimicrobial                               |
| Sanitisation   | 2 x High-efficiency Mixed Ozone                         | 2 x High-efficiency Mixed Ozone                         |
| <b>Control System</b>  |   |   |
| Control System   | 2 x Spatech CA 300   3KW Heater                         | 2 x Spatech CA 300   3KW Heater                         |
| Control Panel  | 2 x Spatech Colour Touchscreen                          | 2 x Spatech Colour Touchscreen                          |
| WiFi   | 2 x Spatech C.Touch                                     | 2 x Spatech C.Touch                                     |
| <b>Features</b>  |   |   |
| Insulation   | Platinum Thermal Lock                                   | Platinum Thermal Lock                                   |
| Heat Pump Connections  | Heat Pump Ready   | Heat Pump Ready   |
| Waterfall  | 3 x Lifting Fountain                                    | 3 x Lifting Fountain                                    |
| <b>Lighting</b>  |   |   |
| Waterlevel, Large LED, Backlit Lifting Fountain and Controls |   |   |
| <b>Date</b>  | <b>\$</b>   | <b>\$</b>   |

Price is valid for 30 days from above date.



Touchscreen

Ozone




WiFi

Lighting



Lockable Hardcover  
Included



Sterling  
Marble  
Acrylic

Alpine  
White  
Acrylic

Ash Black  
Aluminum  
Cabinet

# EasyLife 8.0



|  | Pro Luxury                  | Pro Premium                 |
|--|-----------------------------|-----------------------------|
| Dimensions   | 7985 x 2350 x 1540mm        | 7985 x 2350 x 1540mm        |
| Product Layout   | 3 Seats - 1 Recliner        | 3 Seats - 1 Recliner        |
| Water Capacity   | 14480 L                     | 14480 L                     |
| Dry Weight   | 1725 Kg                     | 1745 Kg                     |
| Power Required   | 32 Amps                     | 40 Amps                     |
| <b>Massage System</b>  |                             |                             |
| Massage Jets   | 35                          | 35                          |
| Stand Up Massage Wall  | 10                          | -                           |
| <b>Swim System</b>   |                             |                             |
| Swim Jets  | 4 x 3" Turbo Jets           | 4 x 3" Turbo Jets           |
| 10 Speed Inverter System                                     | -                           | Yes                         |
| High Performance Swim Pumps                                  | 3 x 3HP                     | 2 x 3.5HP + 1 x 3HP         |
| Swim Pole and Handrail                                       | Yes                         | Yes                         |
| <b>Filtration and Sanitation</b>                             |                             |                             |
| Filtration Pump  | 1HP PowerSaver              | 1HP PowerSaver              |
| Filtration System  | 100sqft Antimicrobial       | 100sqft Antimicrobial       |
| Sanitisation   | High-efficiency Mixed Ozone | High-efficiency Mixed Ozone |
| <b>Control System</b>  |                             |                             |
| Control System   | Spatech CA 300   3KW Heater | Spatech CA 300   3KW Heater |
| Control Panel  | Spatech Colour Touchscreen  | Spatech Colour Touchscreen  |
| WiFi   | Spatech C.Touch             | Spatech C.Touch             |
| <b>Features</b>  |                             |                             |
| Insulation   | Platinum Thermal Lock       | Platinum Thermal Lock       |
| Heat Pump Connections  | Heat Pump Ready             | Heat Pump Ready             |
| Waterfall  | 3 x Lifting Fountain        | 3 x Lifting Fountain        |
| <b>Lighting</b>  |                             |                             |
| Waterlevel, Large LED, Backlit Lifting Fountain and Controls |                             |                             |
| <b>Date</b>  | \$                          | \$                          |

Price is valid for 30 days from above date.



Touchscreen

Ozone



WiFi

Lighting



Lockable Hardcover  
Included



Sterling  
Marble  
Acrylic



Alpine  
White  
Acrylic



Ash Black  
Aluminum  
Cabinet



# EasyLife 8.0 Duo



|  | Pro Luxury  | Pro Premium   |
|--|---|---|
| Dimensions   | 7985 x 2350 x 1540mm                                    | 7985 x 2350 x 1540mm                                    |
| Product Layout   | 3 Seats - 1 Recliner                                    | 3 Seats - 1 Recliner                                    |
| Water Capacity   | 14000 L   | 14000 L   |
| Dry Weight   | 1856 Kg   | 1870 Kg   |
| Power Required   | 20 Amps + 32 Amps                                       | 20 Amps + 40 Amps                                       |
| <b>Massage System</b>  |   |   |
| Massage Pump   | 2 x 2HP   | 2 x 2HP   |
| Massage Jets   | 35  | 35  |
| Preheated Air Pump   | 1 x 400W  | 1 x 400W  |
| Air Jets   | 12  | 12  |
| <b>Swim System</b>   |   |   |
| Swim Jets  | 4 x 3" Turbo Jets                                       | 4 x 3" Turbo Jets                                       |
| 10 Speed Inverter System                                     | -   | Yes   |
| High Performance Swim Pumps                                  | 3 x 3HP   | 2 x 3.5HP + 1 x 3HP                                     |
| Swim Pole and Handrail                                       | Yes   | Yes   |
| <b>Filtration and Sanitation</b>                             |   |   |
| Filtration Pump  | 0.5HP PowerSaver (Spa End)<br>1HP PowerSaver (Swim End) | 0.5HP PowerSaver (Spa End)<br>1HP PowerSaver (Swim End) |
| Filtration System  | 2 x 100sqft Antimicrobial                               | 2 x 100sqft Antimicrobial                               |
| Sanitisation   | 2 x High-efficiency Mixed Ozone                         | 2 x High-efficiency Mixed Ozone                         |
| <b>Control System</b>  |   |   |
| Control System   | 2 x Spatech CA 300   3KW Heater                         | 2 x Spatech CA 300   3KW Heater                         |
| Control Panel  | 2 x Spatech Colour Touchscreen                          | 2 x Spatech Colour Touchscreen                          |
| WiFi   | 2 x Spatech C.Touch                                     | 2 x Spatech C.Touch                                     |
| <b>Features</b>  |   |   |
| Insulation   | Platinum Thermal Lock                                   | Platinum Thermal Lock                                   |
| Heat Pump Connections  | Heat Pump Ready   | Heat Pump Ready   |
| Waterfall  | 3 x Lifting Fountain                                    | 3 x Lifting Fountain                                    |
| <b>Lighting</b>  |   |   |
| Waterlevel, Large LED, Backlit Lifting Fountain and Controls |   |   |
| <b>Date</b>  | <b>\$</b>   | <b>\$</b>   |

Price is valid for 30 days from above date.



Touchscreen

Ozone



WiFi

Lighting



Lockable Hardcover  
Included




Sterling  
Marble  
Acrylic



Alpine  
White  
Acrylic



Ash Black  
Aluminum  
Cabinet

A close-up photograph of a woman with short, wavy grey hair, smiling broadly and looking upwards. She is in a swimming pool, with water splashing around her shoulders. The background is a blurred view of the pool and some lights.

## Discover the healing power and benefits of Hydrotherapy

### Stress Relief

Soaking in a spa helps relax muscles, reduce tension, and alleviate stress. The warm water and massaging jets can calm both the body and mind.

### Muscle Relaxation

The combination of heat, buoyancy, and hydrotherapy jets can help soothe sore muscles, ease muscle tension, and improve flexibility.

### Improved Sleep

Using a spa before bedtime can promote better sleep by helping the body relax and inducing a deeper, more restful sleep cycle.

### Stimulated Healing

The combination of heat and hydrotherapy can accelerate healing processes by improving circulation and reducing inflammation.

### Lower Blood Pressure

Regular use of a spa may help lower blood pressure levels, especially when combined with relaxation techniques.

### Better Circulation

The heat from a spa dilates blood vessels, leading to improved circulation, which can benefit heart health and overall cardiovascular function.

### Pain Relief

Spa hydrotherapy can aid in reducing chronic pain conditions such as arthritis, fibromyalgia, and muscle soreness by increasing blood flow and releasing endorphins, the body's natural painkillers.

### Weight Management

While not a direct weight loss tool, using a spa can complement weight management efforts by aiding in relaxation, potentially reducing stress-related eating, and promoting better sleep.



CRYSTAL ISLAND

Crystal Island Factory  
Foshan, China.



## Why buy an Oasis Spa?

Oasis Spas is a premium international brand sold across the world. At Oasis, our designs are built with you in mind. The luxurious design and superior performance of your Oasis Spa will provide you with wide range of benefits, from our Customer Support Commitment to our Easy Care Technology and fully guaranteed warranty

### Exceptional after sales service

We offer robust logistics, storage, and transportation services in Australia, UK, France, Netherlands, Austria, and more. Our dedicated team is committed to providing ongoing support and guidance, ensuring your satisfaction and peace of mind well beyond your purchase

### Manufactured excellence

Produced by Crystal Island, Oasis Spas along with other major world renowned spa brands originate from their state of the art 150,000m<sup>2</sup> facility. This facility delivers up to 300,000 spas and swim spas to approximately 46 countries. As the largest spa production facility globally, coupled with Oasis Spas local support network, it ensures the purchase of the best possible product.





[www.oasis spas.com.au](http://www.oasis spas.com.au)



All specifications relating to products included in the catalogue are true and correct at time of printing. Some specifications of the advertised products are subject to change without notice. Spa dimensions can have a variation of 100mm.